
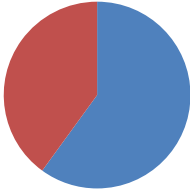



**Dasmesh Girls College, Chak Alla Baksh,  
Mukerian Student Satisfaction Survey  
Key Indicator- 2.7.1**

**Under Criteria –II of Teaching- Learning and  
Evaluation Guidelines for students**

Dasmesh Girls College, Chak Alla Baksh, Mukerian is conducting a Student Satisfaction Survey regarding Teaching Learning and Evaluation, which will help to upgrade the quality in higher education. A student will have to respond to all the questions given in the following format with her sincere efforts and thought. Her identity will not be revealed.

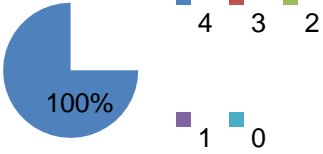
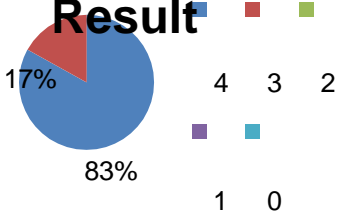
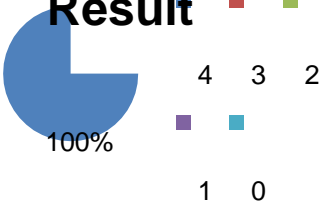
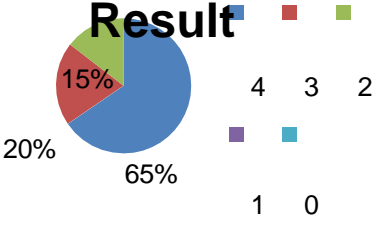
<p>A) Please confirm this is the first and only time you answer this survey.</p> <p>a) yes</p> <p>b) No</p>	<p style="text-align: center;"><b>Result</b></p>  <p>■ yes ■ no</p>
<p>B) What degree program are you pursuing now?</p> <p>a) Bachelor's</p> <p>b) Master's</p>	<p style="text-align: center;"><b>Result</b></p>  <p>■ bachelor's ■ master's</p>
<p>c) What subject are you currently pursuing?</p> <p>a) Arts b) Commerce</p> <p>c) science d) Professional</p>	<p style="text-align: center;"><b>Result</b></p>  <p>■ Arts ■ Commerce ■ Science ■ Professional</p>

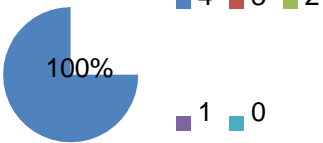
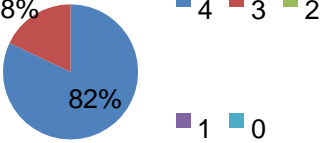
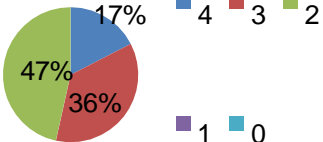
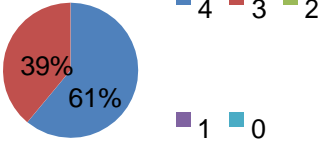
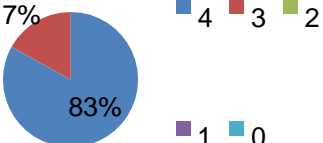
**Instructions to fill the questionnaire**

- All questions should be compulsorily attempted.
- Each question has five responses. Choose the most appropriate one.
- The response to the qualitative question no 15 is student's opportunity to give suggestions or improvements:  
(kindly restrict your response to Teaching Learning process only)

**Criteria –II of Teaching- Learning and  
Evaluation Student Satisfaction Survey on  
Teaching Learning process**

**Following are questions for student satisfaction Survey regarding Teaching Learning process.**

<p><b>1</b></p>	<p>How much of the syllabus was covered in the class?</p> <p>4- 85 to 100% 3- 70 to 84% 2- 55 to 69% 1- 30 to 54% 0- Below 30%</p>	<p style="text-align: center;"><b>Result</b></p>  <table border="1"> <thead> <tr> <th>Rating</th> <th>Percentage</th> </tr> </thead> <tbody> <tr> <td>4</td> <td>100%</td> </tr> <tr> <td>3</td> <td>0%</td> </tr> <tr> <td>2</td> <td>0%</td> </tr> <tr> <td>1</td> <td>0%</td> </tr> <tr> <td>0</td> <td>0%</td> </tr> </tbody> </table>	Rating	Percentage	4	100%	3	0%	2	0%	1	0%	0	0%
Rating	Percentage													
4	100%													
3	0%													
2	0%													
1	0%													
0	0%													
<p><b>2</b></p>	<p>How well did the teachers prepare for the classes?</p> <p>4- Thoroughly 3- Satisfactorily 1- Poorly 2- Indifferently 0- Won't teach at all</p>	<p style="text-align: center;"><b>Result</b></p>  <table border="1"> <thead> <tr> <th>Rating</th> <th>Percentage</th> </tr> </thead> <tbody> <tr> <td>4</td> <td>83%</td> </tr> <tr> <td>3</td> <td>17%</td> </tr> <tr> <td>2</td> <td>0%</td> </tr> <tr> <td>1</td> <td>0%</td> </tr> <tr> <td>0</td> <td>0%</td> </tr> </tbody> </table>	Rating	Percentage	4	83%	3	17%	2	0%	1	0%	0	0%
Rating	Percentage													
4	83%													
3	17%													
2	0%													
1	0%													
0	0%													
<p><b>3</b></p>	<p>How well were the teachers able to communicate?</p> <p>4- Always effective 3- sometimes effective 2- Just satisfactorily 1- Generally ineffective 0- Very poor communication</p>	<p style="text-align: center;"><b>Result</b></p>  <table border="1"> <thead> <tr> <th>Rating</th> <th>Percentage</th> </tr> </thead> <tbody> <tr> <td>4</td> <td>100%</td> </tr> <tr> <td>3</td> <td>0%</td> </tr> <tr> <td>2</td> <td>0%</td> </tr> <tr> <td>1</td> <td>0%</td> </tr> <tr> <td>0</td> <td>0%</td> </tr> </tbody> </table>	Rating	Percentage	4	100%	3	0%	2	0%	1	0%	0	0%
Rating	Percentage													
4	100%													
3	0%													
2	0%													
1	0%													
0	0%													
<p><b>4</b></p>	<p>The teacher's approach to online teaching can best be described as</p> <p>4- Excellent 3- Very good 2- Good 1- Fair 0- Poor</p>	<p style="text-align: center;"><b>Result</b></p>  <table border="1"> <thead> <tr> <th>Rating</th> <th>Percentage</th> </tr> </thead> <tbody> <tr> <td>4</td> <td>65%</td> </tr> <tr> <td>3</td> <td>20%</td> </tr> <tr> <td>2</td> <td>15%</td> </tr> <tr> <td>1</td> <td>0%</td> </tr> <tr> <td>0</td> <td>0%</td> </tr> </tbody> </table>	Rating	Percentage	4	65%	3	20%	2	15%	1	0%	0	0%
Rating	Percentage													
4	65%													
3	20%													
2	15%													
1	0%													
0	0%													

<p><b>5</b></p>	<p>Fairness of the internal evaluation process by the teachers.</p> <p>4 – Always fair  3 - Usually fair  2 - Sometimes unfair  1 - Usually unfair  0 - unfair</p>	<p><b>Result</b></p>  <p>100%</p> <p>4 3 2 1 0</p>
<p><b>6</b></p>	<p>Was your performance in assignments discussed with you?</p> <p>4 - Every time  3 - Usually  2 - Occasionally/  Sometimes  1 - Rarely  0 - Never</p>	<p><b>Result</b></p>  <p>82% 18%</p> <p>4 3 2 1 0</p>
<p><b>7</b></p>	<p>The institution provides multiple opportunities to learn and grow.</p> <p>4- Strongly Agree  3- Agree  2- Neutral  1- Disagree  0- Strongly disagree</p>	<p><b>Result</b></p>  <p>47% 36% 17%</p> <p>4 3 2 1 0</p>
<p><b>8</b></p>	<p>The teachers illustrate the concept through examples and applications.</p> <p>4- Every time  3 - Usually  2- Occasionally/ Sometimes  1- Rarely  0- Never</p>	<p><b>Result</b></p>  <p>61% 39%</p> <p>4 3 2 1 0</p>
<p><b>9</b></p>	<p>The institution makes effort to engage student in mentoring review and continuous quality improvement of the teaching learning process techno pedagogical competency of teachers.</p> <p>4- Strongly Agree  3- Agree  2-Neutral  1- Disagree  0- Strongly Disagree</p>	<p><b>Result</b></p>  <p>83% 17%</p> <p>4 3 2 1 0</p>

<p><b>10</b></p>	<p>Teachers are able to identify your weakness and help you to overcome them.</p> <p>4 – Every time 3 - Usually 2 – Occasionally/ Sometimes 1 – Rarely 0 - Never</p>	<p><b>Result</b></p> <table border="1"> <thead> <tr> <th>Response</th> <th>Percentage</th> </tr> </thead> <tbody> <tr> <td>4</td> <td>82%</td> </tr> <tr> <td>3</td> <td>18%</td> </tr> <tr> <td>2</td> <td>0%</td> </tr> <tr> <td>1</td> <td>0%</td> </tr> <tr> <td>0</td> <td>0%</td> </tr> </tbody> </table>	Response	Percentage	4	82%	3	18%	2	0%	1	0%	0	0%
Response	Percentage													
4	82%													
3	18%													
2	0%													
1	0%													
0	0%													
<p><b>11</b></p>	<p>Teachers use student centric methods, so that online teaching learning process can run successfully.</p> <p>4-To a great extent 3-Moderate 2-Some What 1-Very Little 0-Not at all</p>	<p><b>Result</b></p> <table border="1"> <thead> <tr> <th>Response</th> <th>Percentage</th> </tr> </thead> <tbody> <tr> <td>4</td> <td>8%</td> </tr> <tr> <td>3</td> <td>92%</td> </tr> <tr> <td>2</td> <td>0%</td> </tr> <tr> <td>1</td> <td>0%</td> </tr> <tr> <td>0</td> <td>0%</td> </tr> </tbody> </table>	Response	Percentage	4	8%	3	92%	2	0%	1	0%	0	0%
Response	Percentage													
4	8%													
3	92%													
2	0%													
1	0%													
0	0%													
<p><b>12</b></p>	<p>Teachers encourage you to participate in extracurricular activities.</p> <p>4- Strongly Agree 3-Agree 2-Neutral 1- Disagree 0-Stronly disagree</p>	<p><b>Result</b></p> <table border="1"> <thead> <tr> <th>Response</th> <th>Percentage</th> </tr> </thead> <tbody> <tr> <td>4</td> <td>78%</td> </tr> <tr> <td>3</td> <td>22%</td> </tr> <tr> <td>2</td> <td>0%</td> </tr> <tr> <td>1</td> <td>0%</td> </tr> <tr> <td>0</td> <td>0%</td> </tr> </tbody> </table>	Response	Percentage	4	78%	3	22%	2	0%	1	0%	0	0%
Response	Percentage													
4	78%													
3	22%													
2	0%													
1	0%													
0	0%													
<p><b>13</b></p>	<p>Efforts are made to inculcate soft skills, life skills and employability skills to make you ready for the pandemic like situation.</p> <p>4- Strongly Agree 3-Agree 2-Neutral 1- Disagree 0-Stronly disagree</p>	<p><b>Result</b></p> <table border="1"> <thead> <tr> <th>Response</th> <th>Percentage</th> </tr> </thead> <tbody> <tr> <td>4</td> <td>90%</td> </tr> <tr> <td>3</td> <td>10%</td> </tr> <tr> <td>2</td> <td>0%</td> </tr> <tr> <td>1</td> <td>0%</td> </tr> <tr> <td>0</td> <td>0%</td> </tr> </tbody> </table>	Response	Percentage	4	90%	3	10%	2	0%	1	0%	0	0%
Response	Percentage													
4	90%													
3	10%													
2	0%													
1	0%													
0	0%													
<p><b>14</b></p>	<p>What percentage of teachers use ICT tools such as LCD projector, Multimedia, etc. while teaching?</p> <p>4-Above 90% 3-70 - 89% 2-50 -69% 1-30 – 49% 0-Below 29%</p>	<p><b>Result</b></p> <table border="1"> <thead> <tr> <th>Response</th> <th>Percentage</th> </tr> </thead> <tbody> <tr> <td>4</td> <td>18%</td> </tr> <tr> <td>3</td> <td>82%</td> </tr> <tr> <td>2</td> <td>0%</td> </tr> <tr> <td>1</td> <td>0%</td> </tr> <tr> <td>0</td> <td>0%</td> </tr> </tbody> </table>	Response	Percentage	4	18%	3	82%	2	0%	1	0%	0	0%
Response	Percentage													
4	18%													
3	82%													
2	0%													
1	0%													
0	0%													

**15** Give three suggestions to improve the overall teaching learning experience in your institution.

1. Hostel facility should be provided by the college
- 2- Number of food items in canteen should be increased.
- 3- Add more smart classes and ICT techniques.
- 4- Vehicle Parking Area Should be Increased and Shed area should be increased.

**Result**

